here is HOW

Mending Magic

How to mend a hole in your shirt:

1



Trim away the fray around the edge of the tear with small scissors.

2

Cut out a similarly structured fabric (I.E. lightweight with lightweight...) in a square slightly larger than the hole. Cut with pinking shears or hem around the edge of patch.

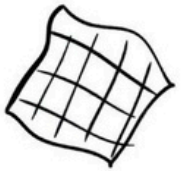

3

Secure patch on underside of fabric, sew with zigzag stitch around the hole edge through both layers.



Next, sew through both layers around the patch edge with a straight stitch.

How to mend a hole in your knee:

1

Seam rip the pant leg open from the inside seam - from hem to a few inches above hole.

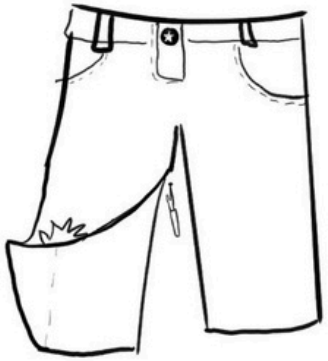

2

Choose a fabric with similar hardiness and hem or press edges (unless you don't mind fraying). Pin to the outside or inside depending on your vibe.

3

If your hole is small, straight stitch across the hole back and forth until the hole is covered in stitches and reinforced.

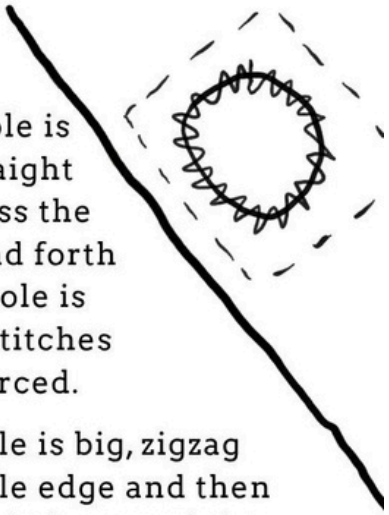

If the hole is big, zigzag around hole edge and then straight stitch around the patch edge. Both through both layers of fabric.

*No sewing machine? no problem!
Hand stitch instead.*

Alterations for ALL

Pants too Big?

(If 1-3" too big) Measure + Divide by 4. Pinch out fabric to form 2 darts, centered above both pockets.



Fold waistband in half and sew from top of dart down to the center point.

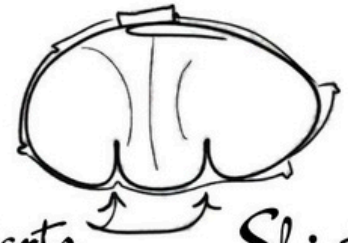

Darts

Pants too Big?

Find the least intrusive spot (back center, side seam...) Split fabric and insert extra piece for ease.



Pants too Long?

Cut off extra fabric but leave 1" longer than desired length for seam allowance. Fold + press hem 1/2" and fold again. Sew with a straight stitch.



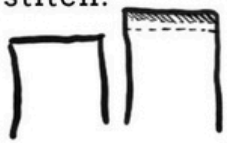

Shirt too Wide?



Mark how much needs to be taken in and draw a shape like this in chalk.
Start on existing seam and make a half moon down to the bottom of your hem.



Sleeve too Long?

Cut extra length off edge but leave 1/2-1" for a double rolled hem. Fold up half your allowance and press, then fold up again and sew from the inside along top of hem.



If a non-fraying fabric, you can just cut at desired length if you dont mind how it looks. Or, leave 1" allowance and double fold + sew hem.